



# HOLE 1

---

PAR 5 490 M

STROKE INDEX 13



Following a good Colt tradition, in that the first hole is a relatively easy and forgiving par 5, where the challenges really only start with the shot into the green. Take advantage of the fact that the green is one of the few sloping towards the player, but don't be too aggressive since the back of the green borders out of bounds.





# HOLE 2

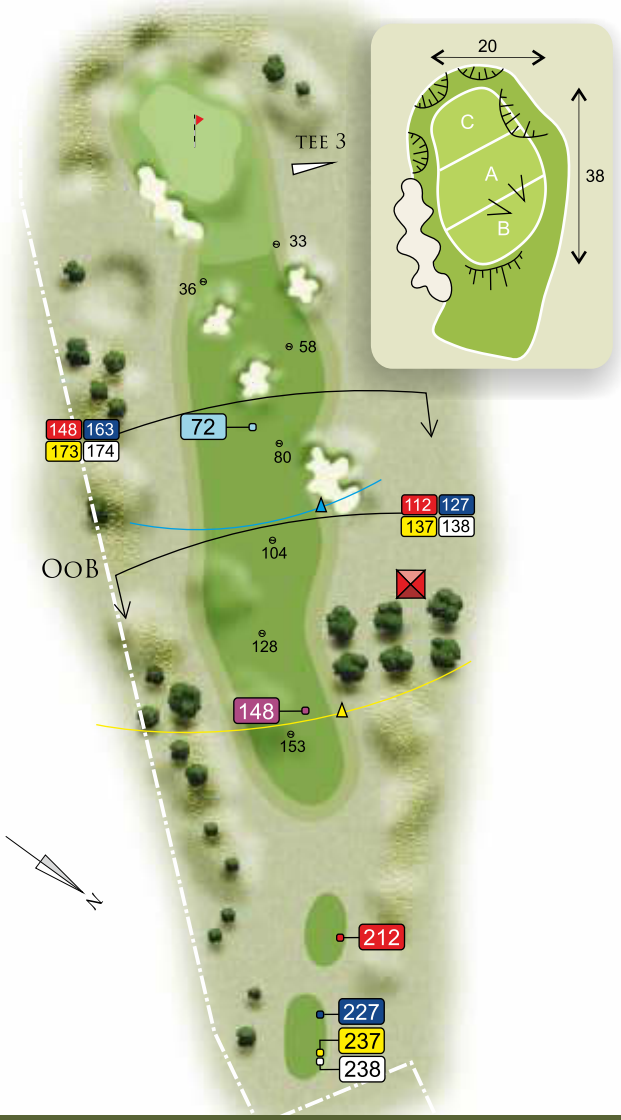
---

PAR 4 238 M

STROKE INDEX 17



The second hole is the first risk reward hole of the course, a short par 4 where one can hit any club between a driver and a 7 iron of the tee. Position of the flag on the green and wind will determine one's strategy. Beware of the five bunkers closely defending this hole, they can easily turn a birdie chance into a bogie or worse.





# HOLE 3

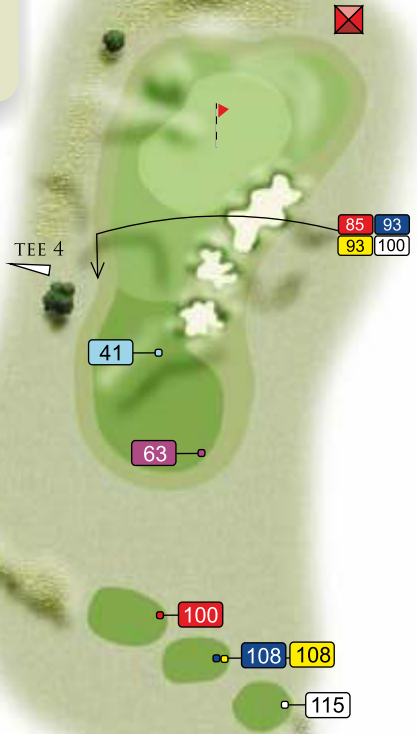
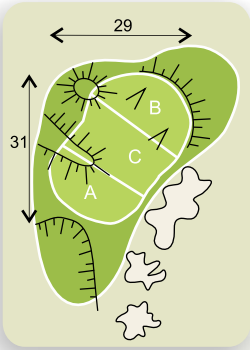
---

PAR 3 115 M

STROKE INDEX 15



The third hole is the first of the six par 3 holes at De Turfvaert. Although short, the hole however doesn't play as easy as its length suggests. The prevailing wind from the back and a green that slopes away from the player make this hole a real tester of distance control.





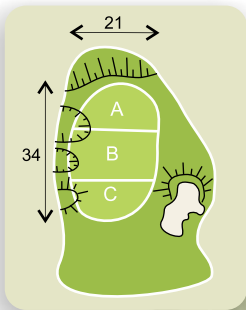
# HOLE 4

---

PAR 4 322 M  
STROKE INDEX 9



The fourth hole is another fine risk reward hole, a medium length par 4 where one either plays the safe route over the right side of the fairway, or tries to carry the large and menacing fairway bunker on the left. The green is saddle-shaped, with some potentially very tricky pin positions at it's back.







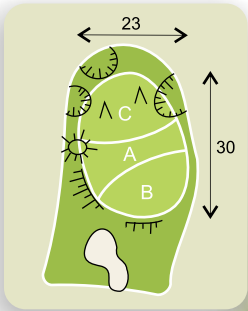
# HOLE 5

---

PAR 4 382 M  
STROKE INDEX 1



The fifth hole is the first difficult hole, a long par 4 which requires a well thought out strategy of the tee to be able to score well. Again the green slopes away from the player, making the accuracy of the shot into the green even more important.





# HOLE 6

---

PAR 4 385 M  
STROKE INDEX 7



The sixth hole is another difficult par 4, with a strong dogleg to the left. The position of the flag on the green determines the ideal tee shot (check the flags position when on the 5th tee!). It is quite easy to over hit the green since it slopes away to the right.





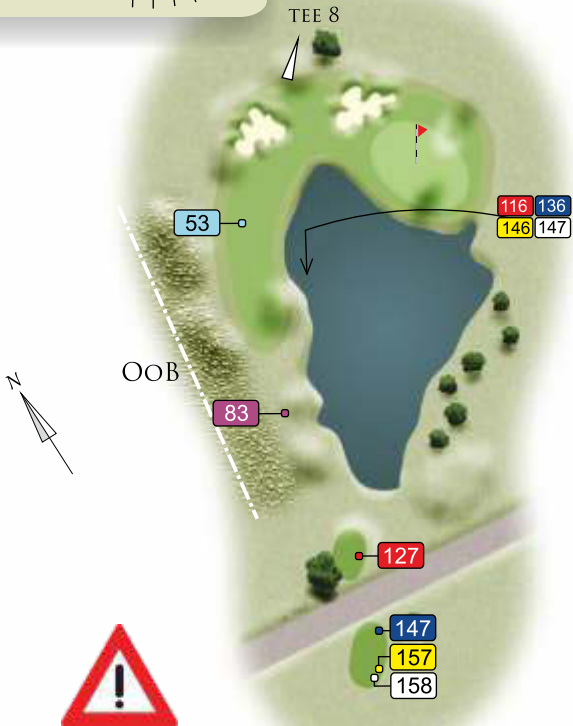
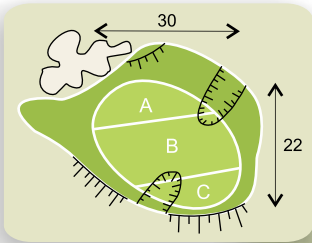
# HOLE 7

---

PAR 3 158 M  
STROKE INDEX 3



The seventh hole is a medium length par 3, requiring a testy shot over water to reach the green which is a lot wider than it is deep. For player worried about being able to make the carry, there is a bail out route via left which doesn't require taking on the water.



Beware! Public road!



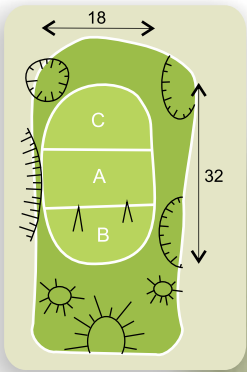
# HOLE 8

---

PAR 4 333 M  
STROKE INDEX 11



The eighth hole gives the player a short breather before the difficulties return on the next hole. A medium length par 4 which has a very large bunker along the left side of the fairway. Due to an undulation in front of the green, the player has to pay attention to distance control for shots into the green.







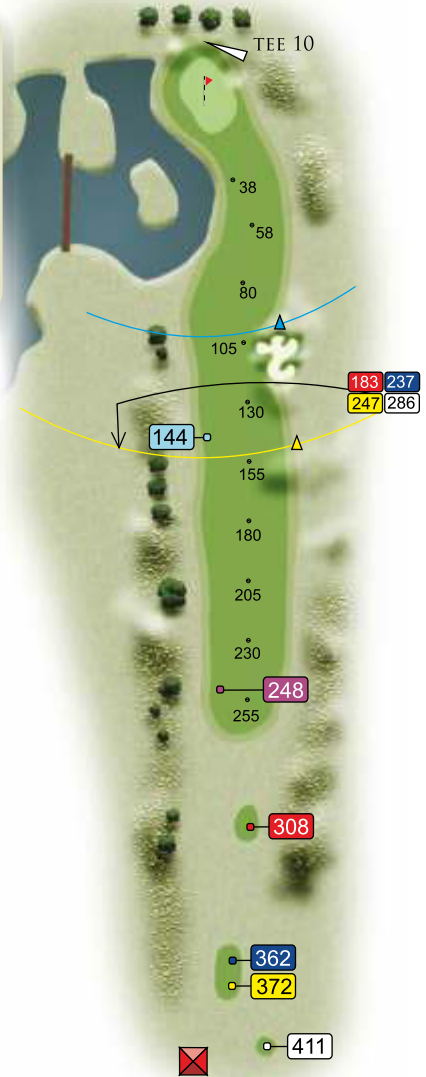
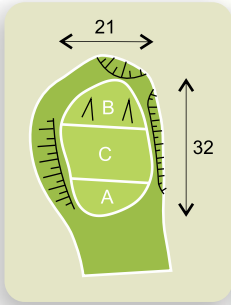
# HOLE 9

---

PAR 4 411 M  
STROKE INDEX 5



The ninth hole is the longest par 4 on the course, with an impressive bunker guarding the optimal spot for long hitters to approach the green. The water left front of the green is very much in play, so players are well advised to keep their aim rather on the right side of the green.





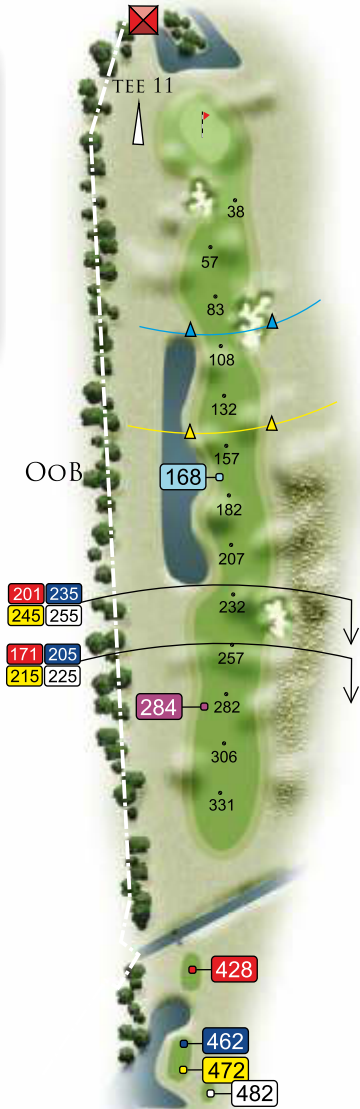
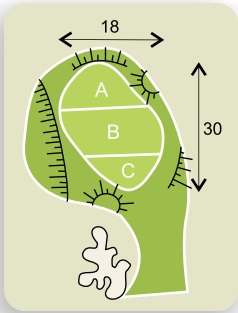
# HOLE 10

---

PAR 5 482 M  
STROKE INDEX 8



The tenth hole is the second par 5 in the round, again with little difficulties on the first shot, but nevertheless requiring good course management of the player to score. The green allows for a wide range of difficulties in the available pin positions. Do not over hit this long semi blind green, because of the hidden water hazard behind it.





# HOLE 11

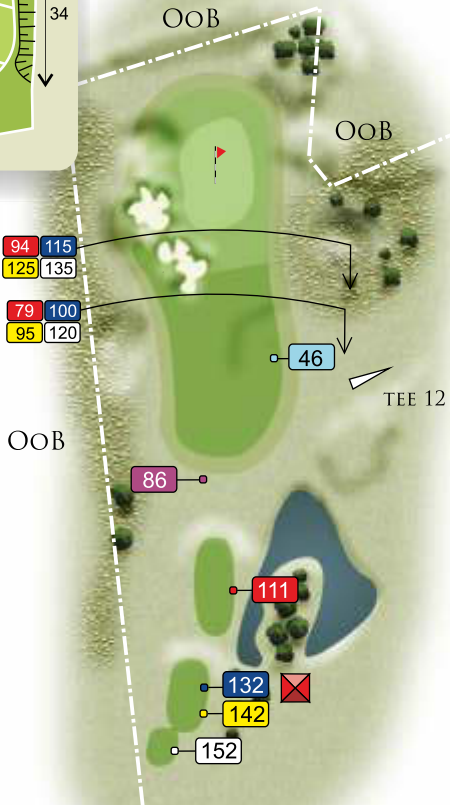
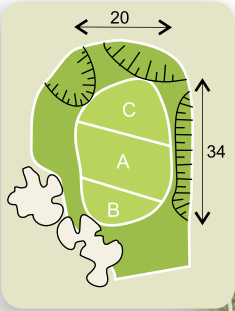
---

PAR 3 152 M

STROKE INDEX 16



The eleventh hole, a medium length par 3, again gives the player a short breather, although do not underestimate this hole due to the OOB lurks along the whole left side. The green is defended by two bunkers on the left, and is furthermore surrounded by a number of short mown grassy hollows.



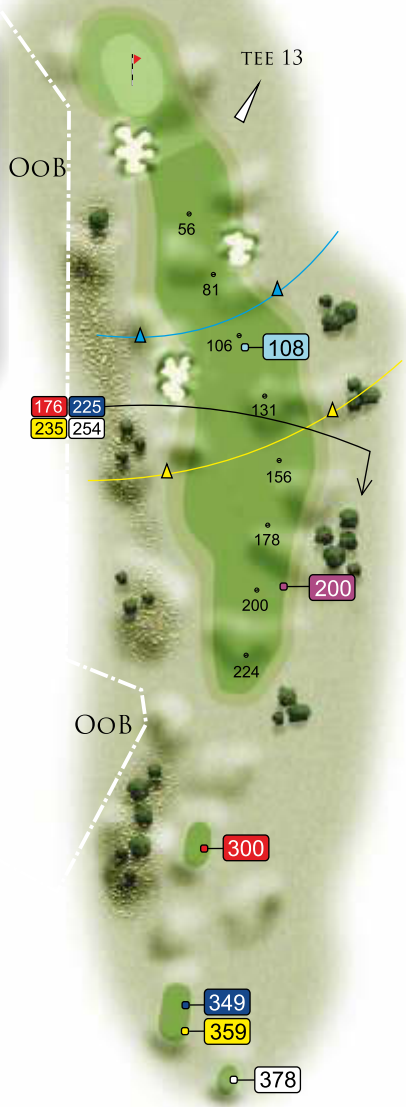
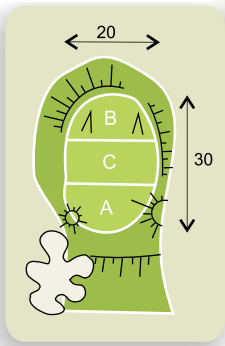


# HOLE 12

PAR 4 378 M  
STROKE INDEX 4



The twelfth hole is another long par 4 which plays a lot harder than its length already would suggest. Following the hole's "line of charm" is not a good idea, the best angle to the green is from as far right on the fairway as possible. Further complicating matter is that the left side of the green is relatively close to OOB.







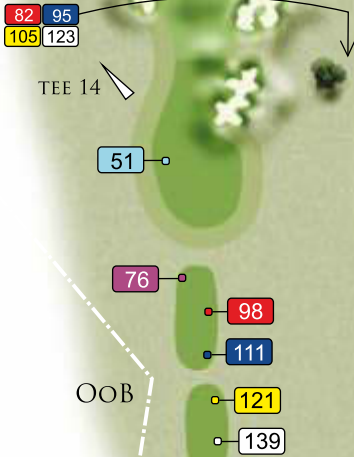
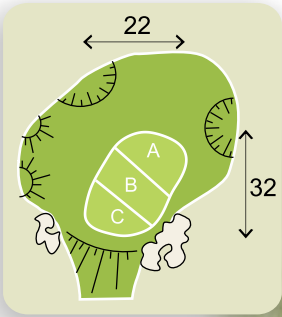
# HOLE 13

---

PAR 3 139 M  
STROKE INDEX 14



The thirteenth hole, a medium length par 3, is not only one of the prettiest but also one of the hardest holes of the course due to the difficulty of judging the distance to the green, and the predominance of a head wind. The smart play is to try to hit the open left side of the green and take your putting chances from there.





# HOLE 14

PAR 5 468 M  
STROKE INDEX 6



The fourteenth hole, a relatively short double dogleg par 5, gives the longhitters a very good chance to go for the green in two. But that also means hitting one's second shot over 180 meters of water to a very narrow green that slopes away from the player to deep grassy hollows behind the green. Choose how much you want to risk!





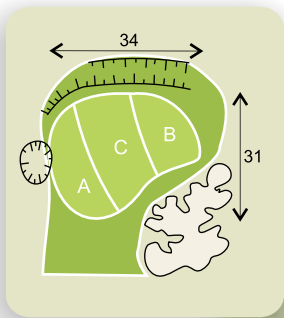
# HOLE 15

---

PAR 3 177 M  
STROKE INDEX 10



The fifteenth hole, the longest of the par 3 holes, again offers the player heroic options from the tee, especially when the flag is on the far right side of the green. The green is defended on the right by the largest bunker of the course, offering the player who lands in it a rather difficult “sandy” opportunity.





# HOLE 16

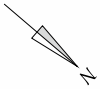
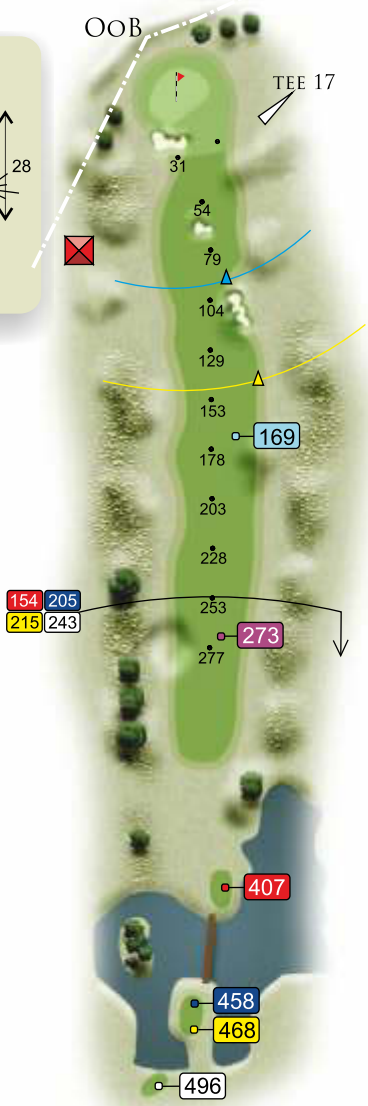
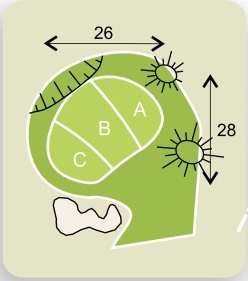
---

PAR 5 496 M

STROKE INDEX 12



The sixteenth hole, a long par 5 into the prevailing wind, nevertheless gives the smart player ample opportunities to score a much needed birdie or par. The difficulty of the hole lies in navigating the last 120 meters which are mined with bunkers.







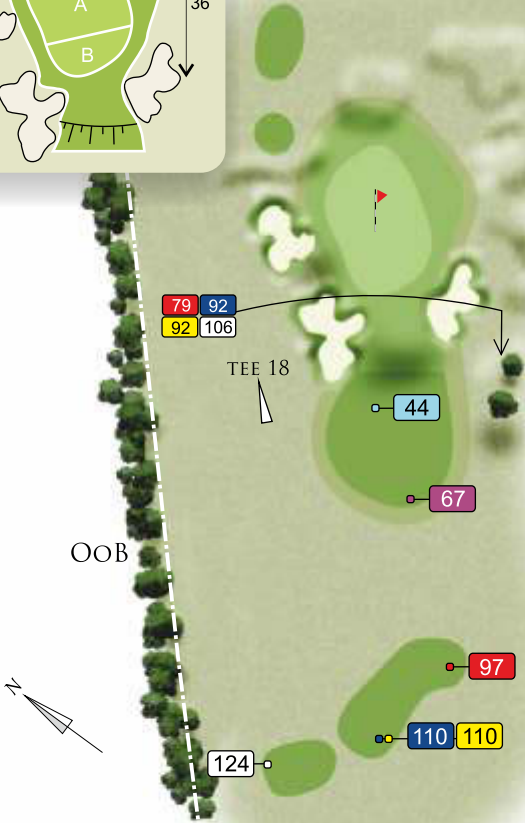
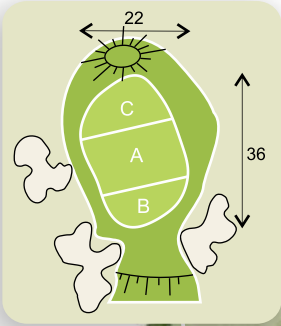
# HOLE 17

PAR 3 124 M

STROKE INDEX 18



The difficulty of the seventeenth hole, a short par 3, very much hinges on the pin placement. To create a birdie chance requires accuracy from the player on this large green with many subtle undulations.





# HOLE 18

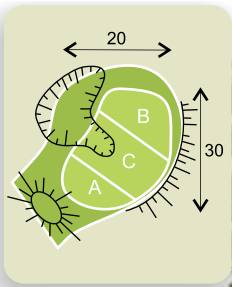
---

PAR 4 378 M  
STROKE INDEX 2



The final hole, a long par 4 which forces most players to choose for a safe three shot or riskier two shot approach to the green.

A great (match play) finishing hole!



19TH HOLE

