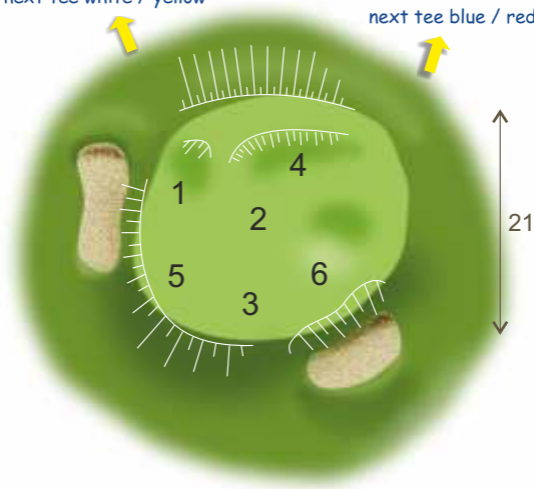


next tee white / yellow

next tee blue / red



Teeshot left center, as tee points to the right.

Approach: left center to avoid deep bunker on the right.

---



---



---



---



---



---



# Hole 1

par 4, stroke index 13

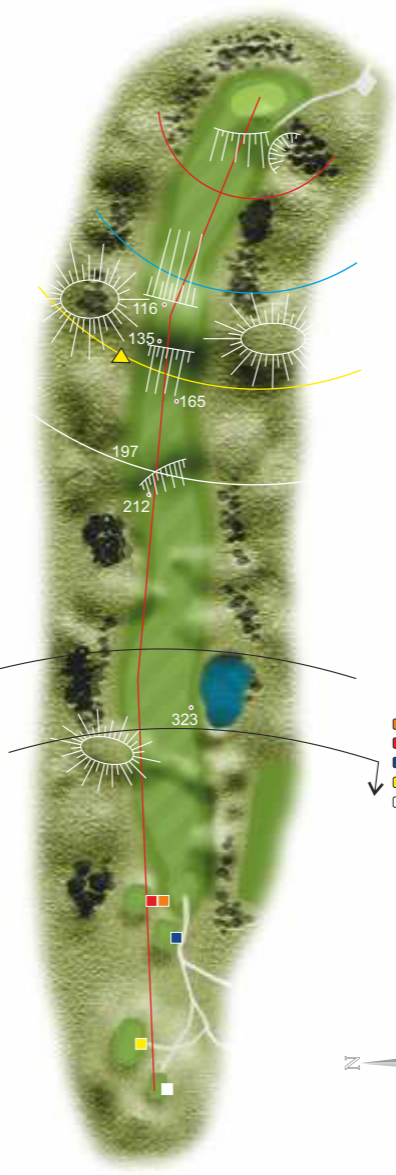
353

343

318

290

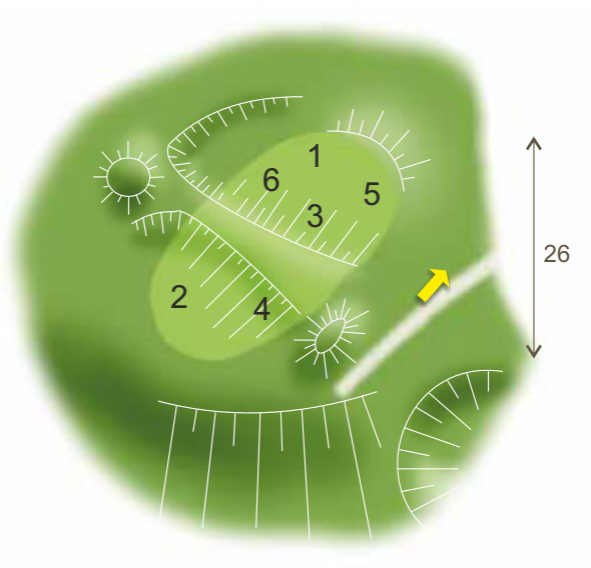
290



- 119
- 119
- 146
- 201
- 251

- 89
- 89
- 116
- 171
- 221





Drive: left middle of fairway to avoid waterhazard on right side.

Second shot: top of the hill to allow approach from good position (not down hill).

---



---



---



---



---



## Hole 2

par 5, stroke index 5

547

497

442

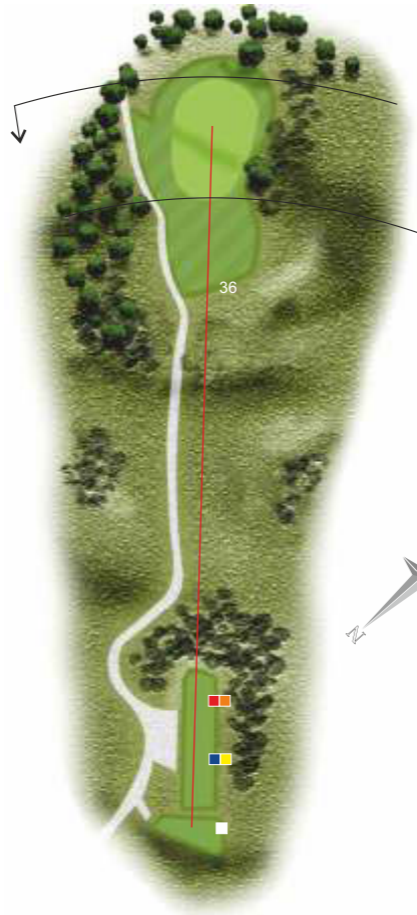
415

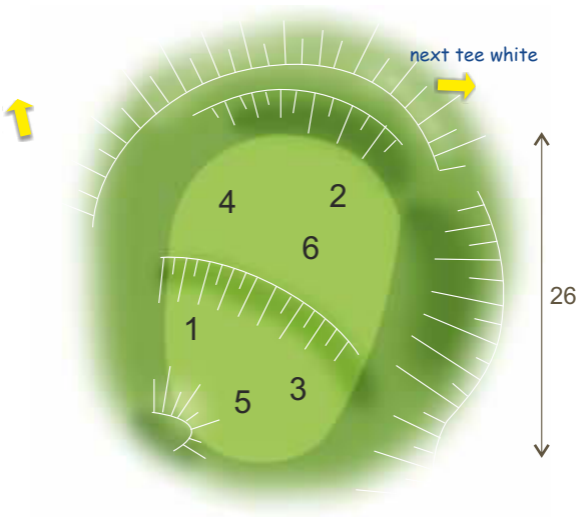
415

- 137
- 137
- 150
- 150
- 167

- 109
- 109
- 122
- 122
- 139

36





Teeshot: correct club is the most important on this hole. \_\_\_\_\_

Standing on the tee players can not feel the cross wind difference. \_\_\_\_\_

Between front and back of green 2 clubs. \_\_\_\_\_

---



---



---



---



---



## Hole 3

par 3, stroke index 17

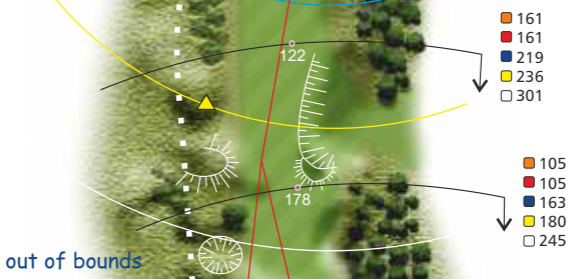
152

135

135

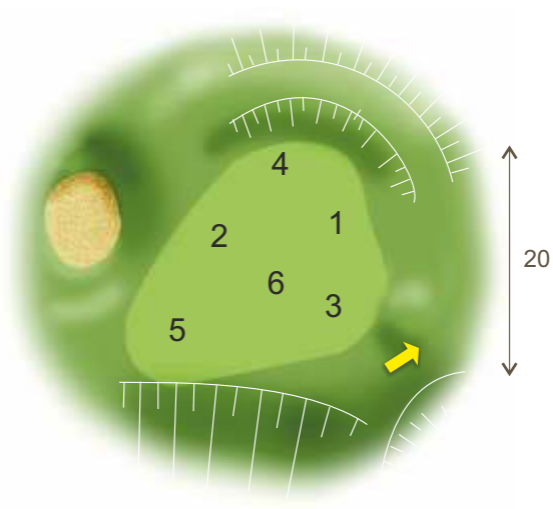
122

122



122

178



On this hole the teeshot is the most important. Out of bounds left, trees right. If the pin is on the right side of the green, take one more club. Red tee aims to the right, pay attention!

---

---

---

---

---



## Hole 4

par 4, stroke index 1

423

358

341

283

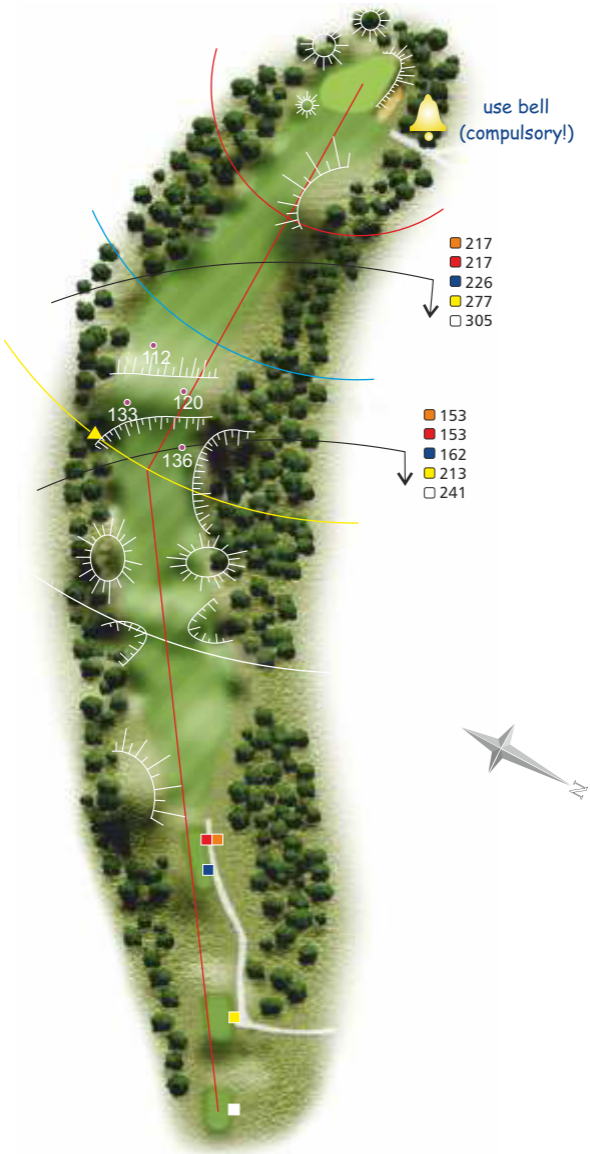
283

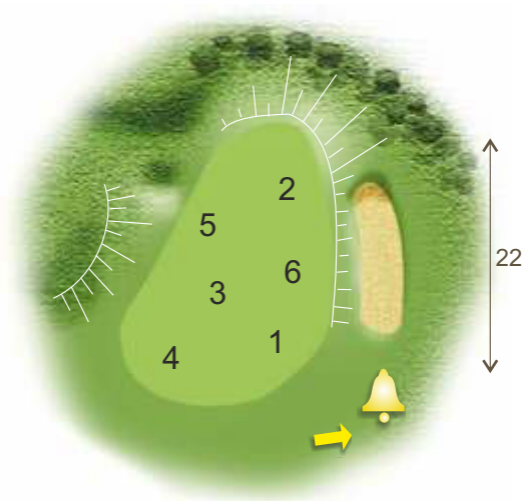


use bell  
(compulsory!)

- 217
- 217
- 226
- 277
- 305

- 153
- 153
- 162
- 213
- 241





Aim teeshot left side. \_\_\_\_\_

Approach: second shot downhill (cross wind!) \_\_\_\_\_

Trouble over green and left of it, one club less. \_\_\_\_\_

\_\_\_\_\_

\_\_\_\_\_

\_\_\_\_\_

\_\_\_\_\_



## Hole 5

par 4, stroke index 3

377

349

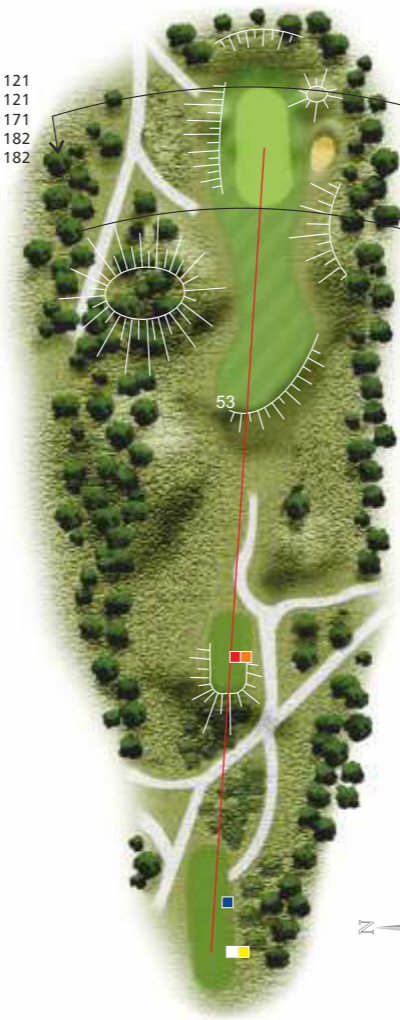
298

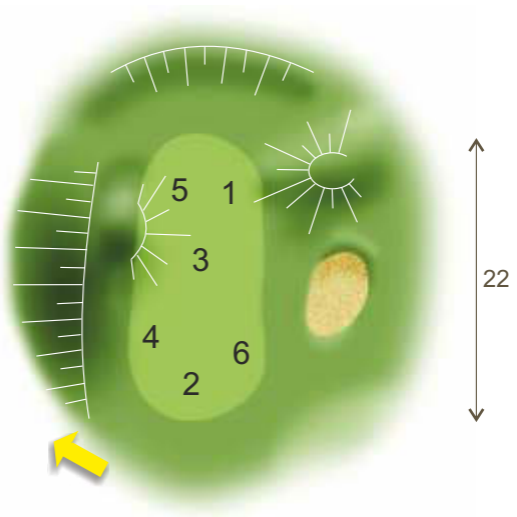
289

289

- 121
- 121
- 171
- 182
- 182

- 99
- 99
- 149
- 160
- 160





Teeshot from white/yellow tee: narrow hole, playes long

(one club extra). Safe shot: short of green, pitch, putt.

Red/orange tee: steep bank on the left of green.

Bogey is not a bad score on this hole.

---



---



---



---



# Hole 6

par 3, stroke index 15

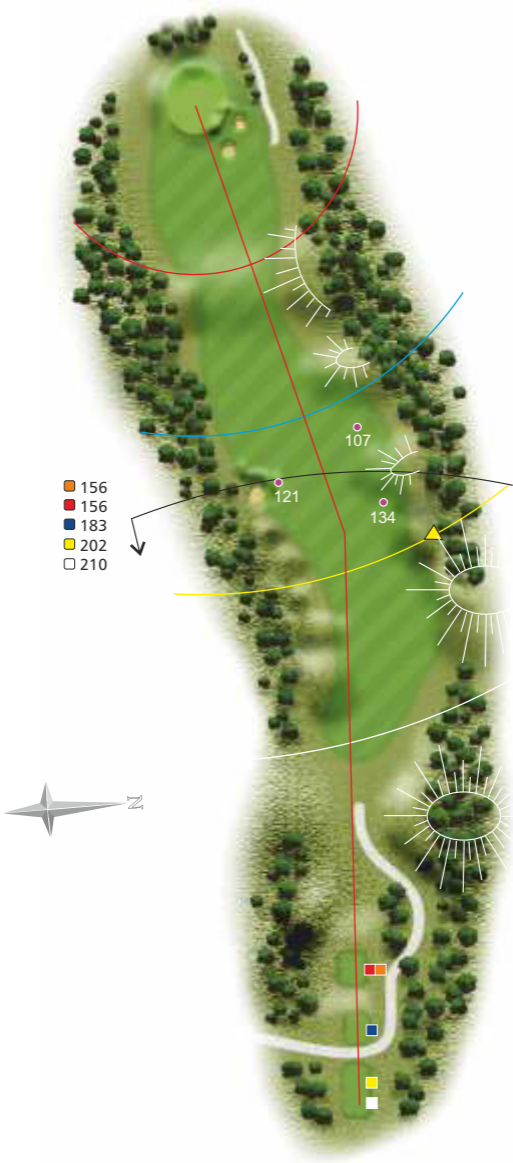
171

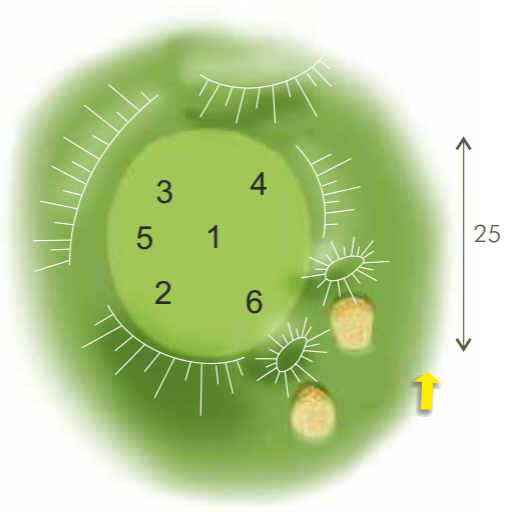
171

160

110

110





Tee-shot requires a 3-wood shot positioned right side of \_\_\_\_\_  
 the fairway. Second shot: left centre of green. \_\_\_\_\_

Difficult bunkers on right front side. \_\_\_\_\_

---



---



---



---



---



## Hole 7

par 4, stroke index 7

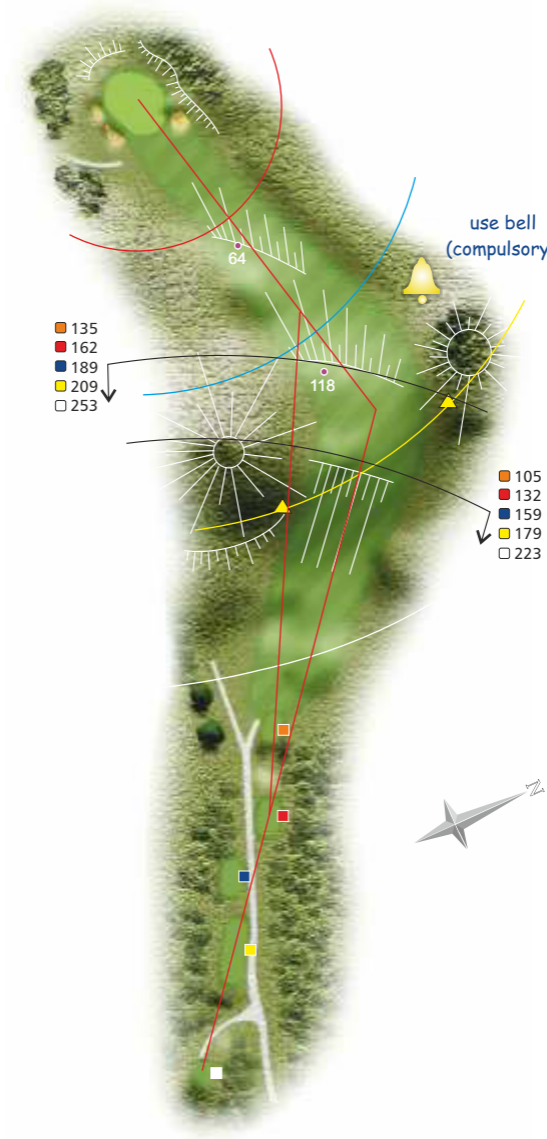
331

323

304

277

277



use bell  
(compulsory!)

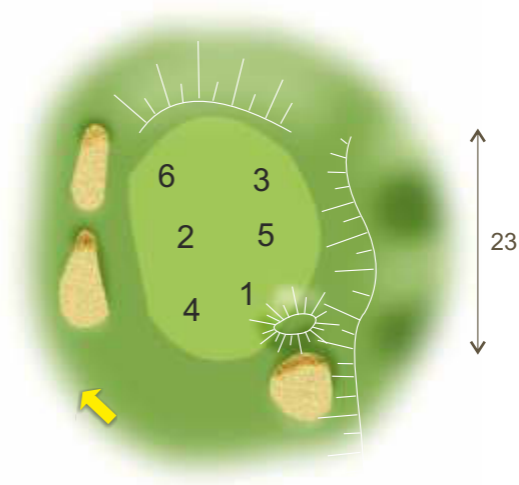
- 135
- 162
- 189
- 209
- 253

- 105
- 132
- 159
- 179
- 223

64

118





Only longhitters can carry the hill left. A 3-wood from the tee to centre of fairway will leave a medium iron to the green. When the second shot is blind take one club extra and aim well left.

Blue, red and orange tee: when hitting driver be carefull not to aim too much to the right. Aim just right of hill.

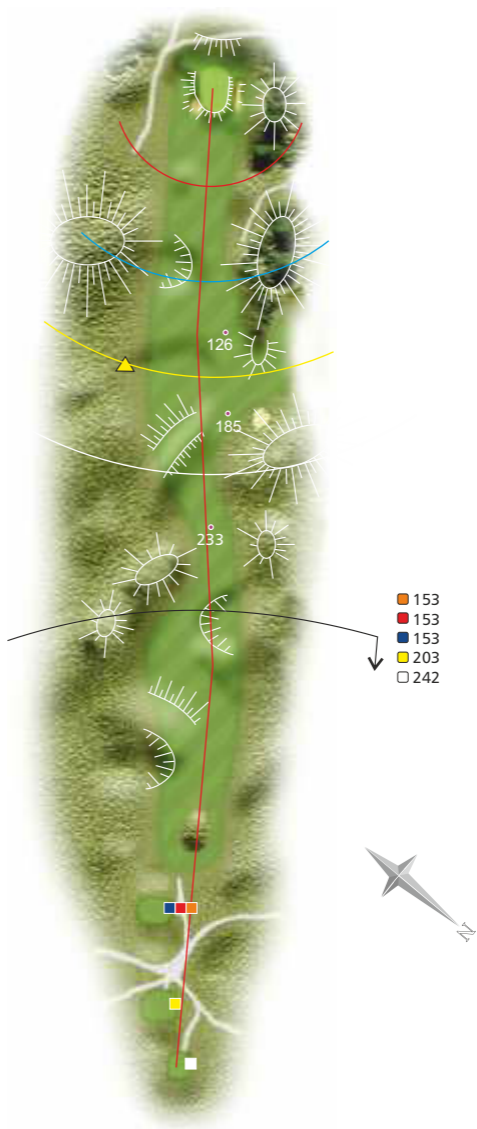



# Hole 8

par 4, stroke index 11

369	325	305	278	251
-----	-----	-----	-----	-----







Aim teeshot right side of fairway. Second shot must be aimed left side. Approach rather too strong than short, because of uphill green and bunker short left.

Aim shot to top part of green slightly right as green slopes left.

---



---



---



---



# Hole 9

par 5, stroke index 9

509

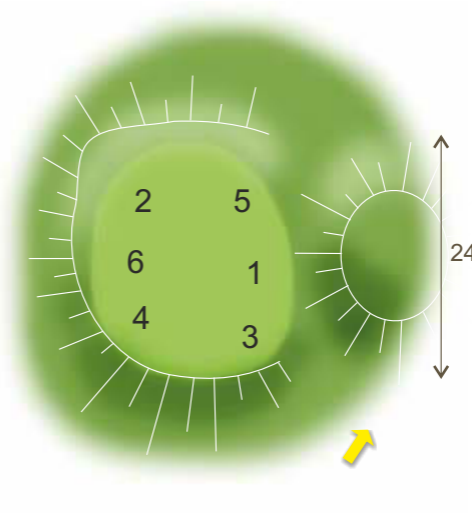
470

420

420

420





Teeshot: driver or 3-wood from tee.

Blind second shot. One club extra.

---

---

---

---

---

---

---

---



## Hole 10

par 4, stroke index 2

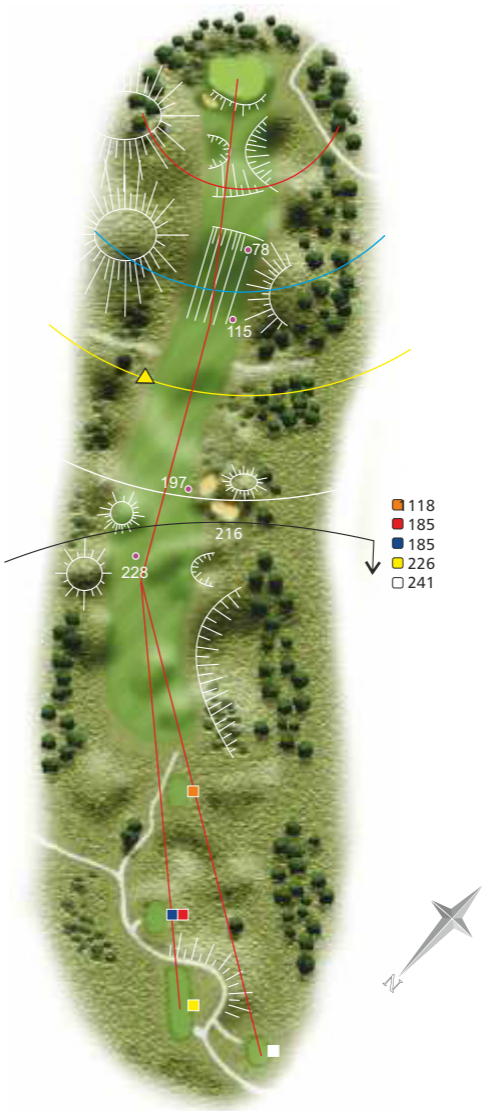
400

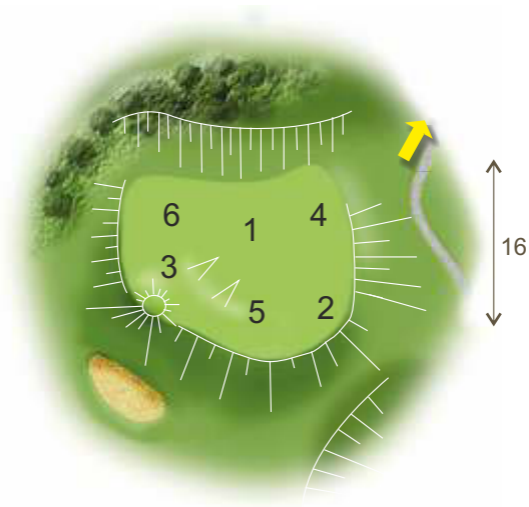
346

337

313

313





Again most important shot is the drive. Avoid bunkers at all cost!  
Against the wind play the second shot safe, short of the green.  
Avoid the right side at all costs.

---

---

---

---

---



# Hole 11

par 5, stroke index 16

457

442

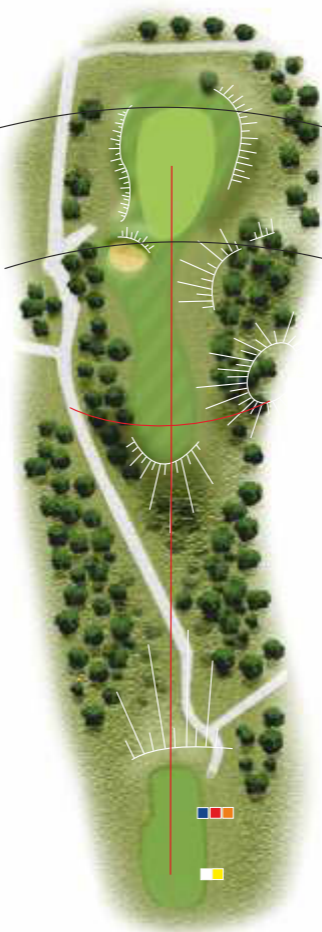
401

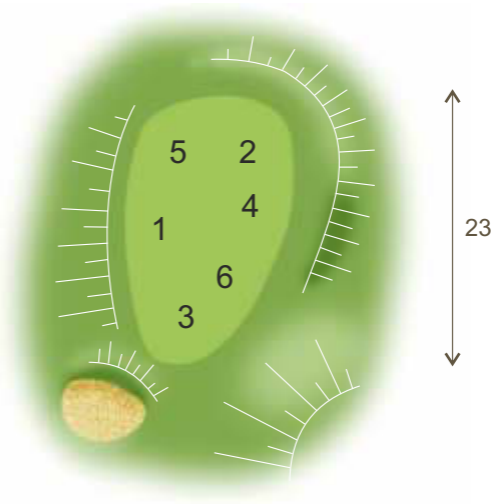
401

334

- 134
- 134
- 134
- 145
- 145

- 112
- 112
- 112
- 123
- 123





Against the wind take two or three clubs more. \_\_\_\_\_

And don't forget: swing slow and smooth! \_\_\_\_\_

---

---

---

---

---

---

---

---



## Hole 12

par 3, stroke index 18

134

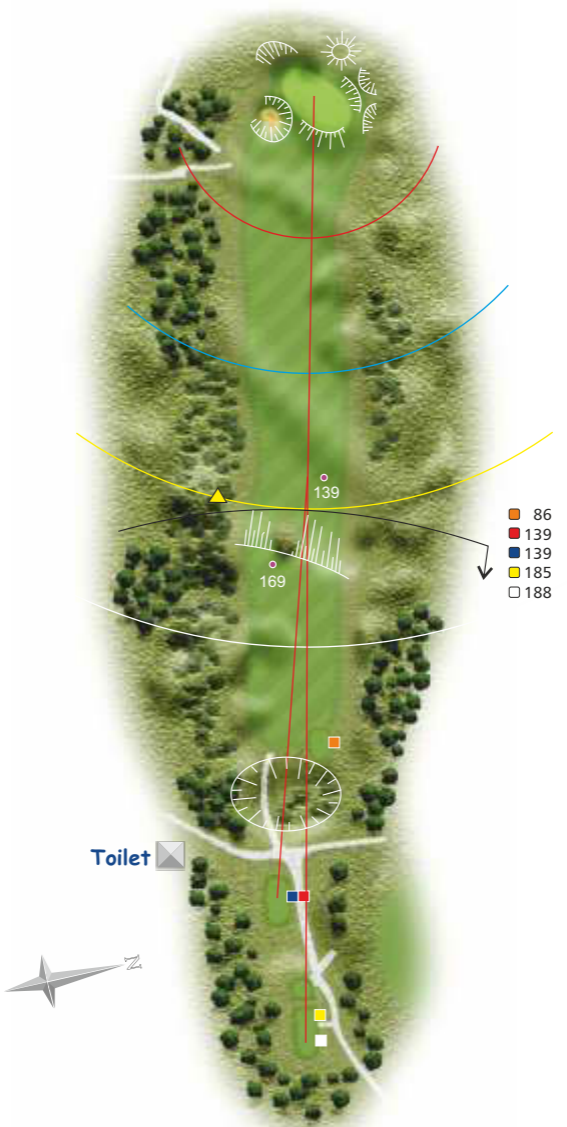
134

123

123

123






- 86
- 139
- 139
- 185
- 188

Toilet





Aim teeshot right side of fairway. \_\_\_\_\_

Long approach or second shot should be hit to right half of green as everything short left is in the bunker. \_\_\_\_\_

\_\_\_\_\_

\_\_\_\_\_

\_\_\_\_\_

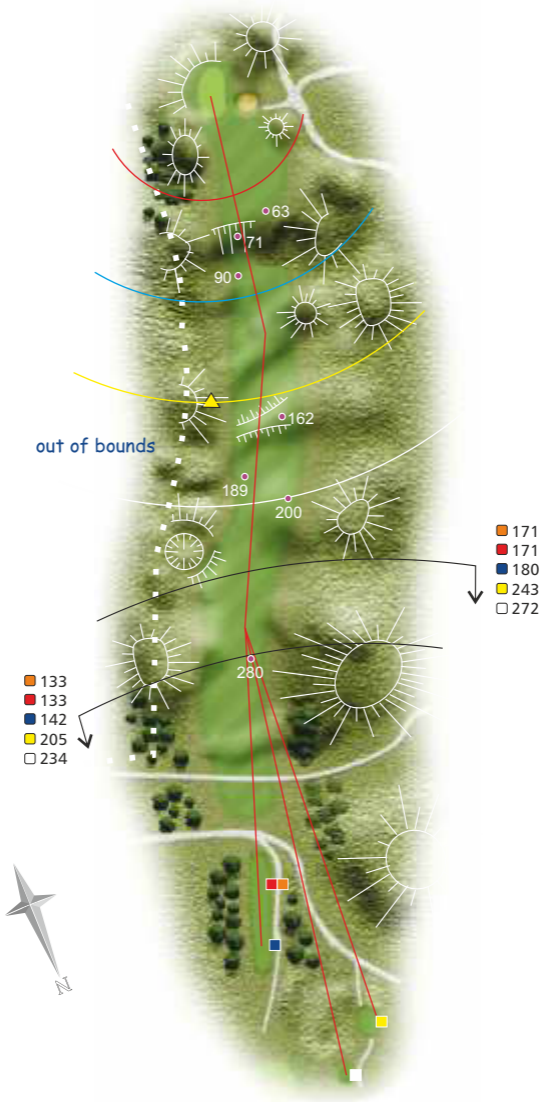
\_\_\_\_\_

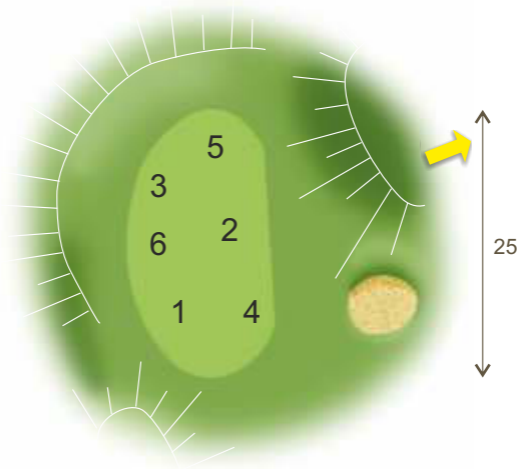


# Hole 13

par 4, stroke index 6

- 338
- 335
- 289
- 289
- 236





The right side of the fairway is the target for the drive. \_\_\_\_\_

A good second shot will carry the dip in the middle. \_\_\_\_\_

With approach keep the right side of the green. \_\_\_\_\_

---



---



---



---



---



## Hole 14

par 5, stroke index 8

514

485

422

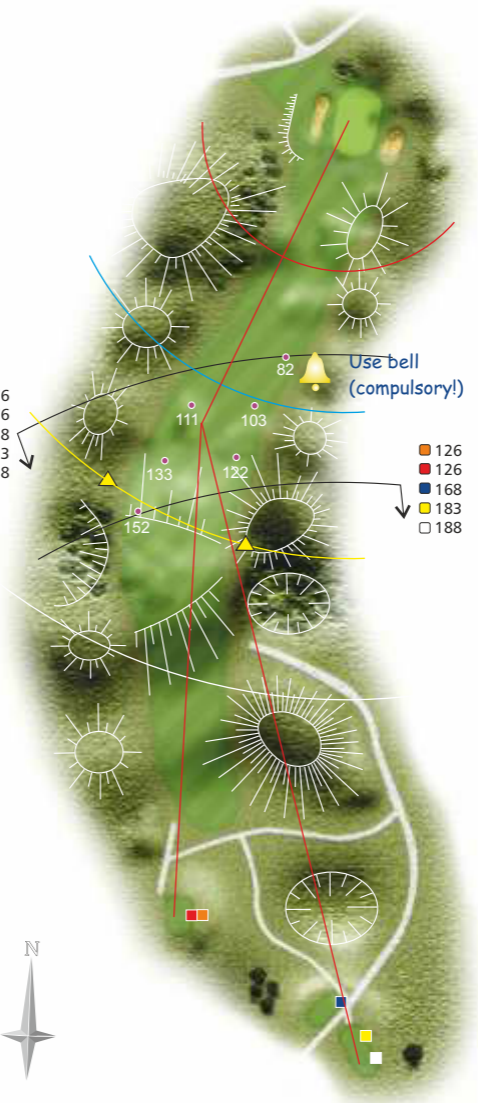
413


413

- 176
- 176
- 218
- 233
- 238

- 126
- 126
- 168
- 183
- 188

Use bell  
(compulsory!)





Long hitters can aim over the top of the dune, right of the fairway, or even right of it. Short hitters should aim right of the centre.

---



---



---



---



---



## Hole 15

par 4, stroke index 14

340

335

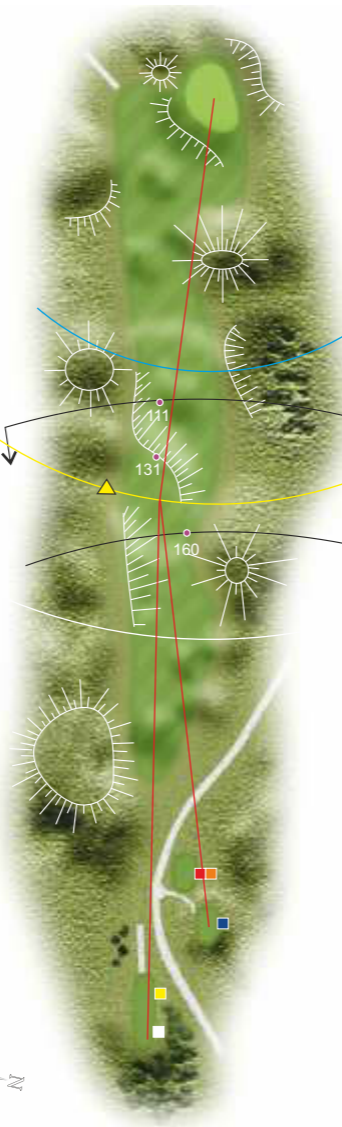
320


278

278

- 172
- 172
- 194
- 221
- 247

- 123
- 123
- 145
- 172
- 198





Drive must be left centre to get the most run and not have a blind second shot. Second shot plays longer than it looks.

---



---



---



---



---



# Hole 16

par 4, stroke index 4

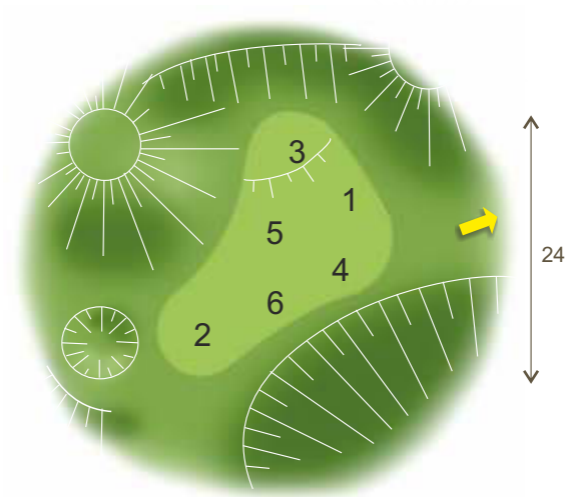
- 358
- 332
- 305
- 283
- 283



- 89
- 138
- 148
- 175
- 198

- 65
- 114
- 124
- 151
- 174





Long Par 3. Playes longer than it looks.

Take one or two clubs more.

---

---

---

---

---

---

---

---



# Hole 17

par 3, stroke index 12

186

163

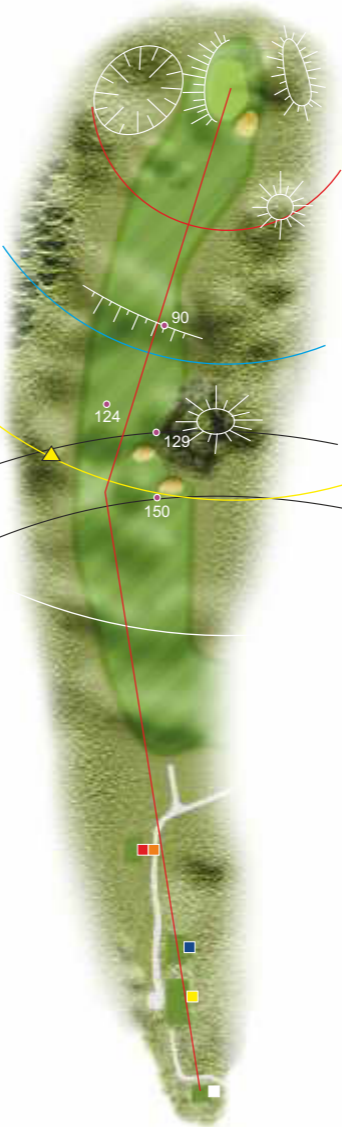
136

126

77

- 159
- 159
- 195
- 211
- 271

- 138
- 138
- 174
- 190
- 250

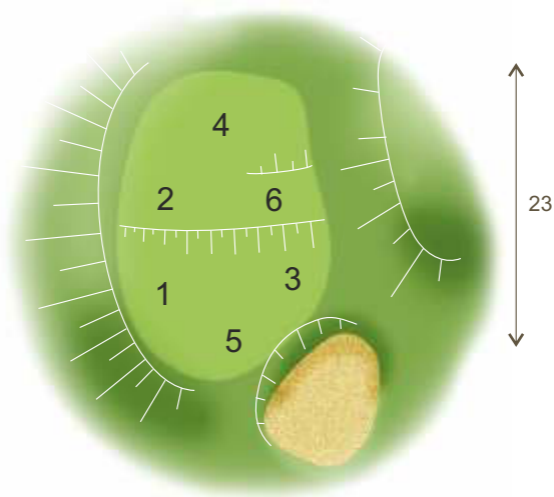


124

129

150

90



Hole with fairway bunkers, so aim left side.

Second shot, uphill, looks a little longer than it plays.

---



---



---



---



---



---



## Hole 18

par 4, stroke index 10

400

340

324

288

288